SECTIUNE TRANSVERSALA C–C / CROSS SCTION C–C
Sc. 1:100

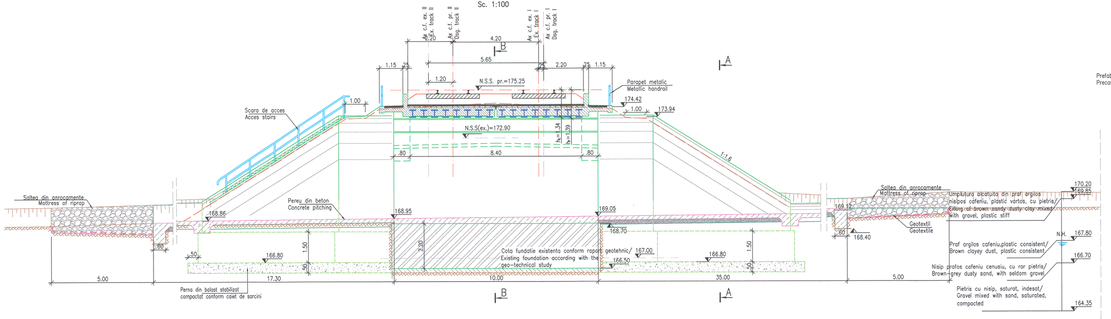

VEDERE A–A / VEDERE A–A
Sc. 1:100

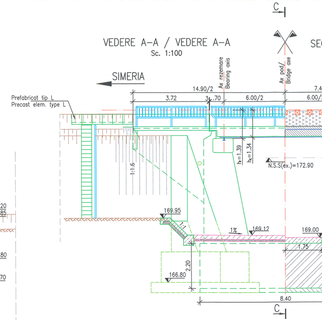

SECTIUNE B–B / SECTION B–B
Sc. 1:100

VEDERE PLANA / PLAN VIEW
Sc. 1:200

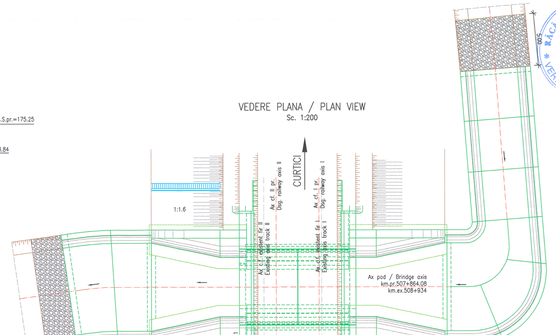

NOTA:

1. Prezentul plan s-a întocmit în baza urmatoarelor date:
- studiu topografic;
- studiu hidraulic;
- studiu geotehnic;
- fisa podului;
- date culese pe teren.
2. Pentru reabilitarea podului se vor executa urmatoarele lucrari:
- executie unei suprastructuri noi;
- executie infrastructuri noi;
- suprastructura este de tip grinzi metalice ingloba te in beton tip HEM 300 cu inaltimea de constructie de 1.32m si deschidere de 6.00m;
- curatarea, cablarea si pereerea albei armate si avut;
- impermeabilizarea suprafetelor din beton vizibile.
3. La executie se vor respecta cu stricletate prevederile din:
- Codul de practica pentru executarea lucrarilor din beton, beton armat si beton precomprimat, indicativ NE 012–2007;
- Codul de practica pentru executarea elementelor prefabricate din beton, beton armat si beton precomprimat, indicativ NE 013–2002;
- Normativul pentru verificarea calitatii si recepta lucrarilor de constructii aferente, indicativ C56–85;
- Caietul de sarcini.
4. Conform H.G. 766/1997 lucrarea se incadreaza in categoria "B" a constructiilor de importanta deosebita.
5. Proiectul va fi verificat de verificatori atestati MLPAT la exigentele A4, B.2 si D.2.

NOTE:

1. The plan was prepared based on the following data:
- topographic study;
- hydraulic study;
- geo-technical study;
- sheet of the bridge;
- data collected from the site.
2. For the bridge rehabilitation, the following works will be executed:
- execution of a new bridge;
- execution of the new infrastructure;
- the superstructure is of type metallic girders embedded in concrete, type HEM 300, having the height system of 1.32m and the span of 6.00m;
- cleaning and calibration of the upstream and downstream riverbed;
- coating all visible concrete surfaces.
3. During execution, there will be strictly observed the provisions of:
- Code of practice concerning the execution of the works made of concrete, reinforced concrete and pre-stressed concrete, indicative NE 012–2007;
- Code of practice concerning the execution of the pre-cast elements made of concrete, reinforced concrete and pre-stressed concrete, indicative NE 013–2002;
- Normative for the checking the quality and taking over of the afferent construction works, indicative C56–85;
- Technical Specifications.
4. Complying with H.G. 766/1997 this structure belongs to category "B" of importance.
5. The project will be verified at A4, B.2 and D.2 requirements.

LEGENDA BETOANELOR/CONCRETE LEGEND
conform NE 012–1:2007/SR EN 206–1

CONVIV DE CALCUL LMT1
CALCULATION CONVOY LMT1

- BETON C30/37 – Clasa de expunere XC3+XF1, agregate Dmax 22
  DALA DE BETON/CONCRETE SLAB
- BETON C25/30 – Clasa de expunere XC2+XF1+XA1, agregate Dmax 22.
  RAZNER COLOANE, FUNDATII DIRECTE SI FUNDATII PROVIZORII/CAP PILES, DIRECT FOUNDATIONS AND TEMPORARY FOUNDATIONS
- BETON C25/30 – Clasa de expunere XC4+XF3, agregate Dmax 22.
  ELEVATII INFRASTRUCTURA SI ZIDURI DE SPRIJIN
  INFRASTRUCTURE ELEVATIONS AND RETAINING WALLS
- BETON C25/30 – Clasa de expunere XC4+XF1+XM1, agregate Dmax 16.
  SAPA DE PROTECTIE A HIDROIZOLATIEI SI PREDALE
  WASTERPROOFING PROTECTION AND PRESLABS
- BETON C25/30 – Clasa de expunere XC4+XF3+XA1, agregate Dmax 22.
  ARIPI, SFERT DE CON, PEREU SI SCARI DE ACCES
  WINGS, QUARTER CONE, PITCHING AND ACCESS STAIRS
- BETON C16/20 – Clasa de expunere XC4+XF3, agregate Dmax 16.
  DREN, BETON DE PANTA SI DE EGALIZARE
  DRAINAGE, SLOPE AND LEAN CONCRETE

OBSERVATE:
1.Pe toate suprafetele din beton in contact cu pamantul se vor aplica 2 straturi de emulsie din bitum filerizat.
2.Protectia betonului a dilse se va executa cu rosturi conform C.S.

ATENTION:
1.All concrete surfaces in contact with soil will be coated with 2 bituminous layers.
2.The concrete protection of the riverbed will be executed with joints according with technical specifications.

Prezentul plan anuleaza si inlocuieste versiunea anterioara
This plan cancels and replaces previous version

Verificator / Expert Checker / Expert	Cerinta / Requirement	Semnatura Semnatura Signature	Referat / Expertiza Report / Expertise

European Investment Bank

MINISTERUL TRANSPORTURILOR

BENEFICIAR / BENEFICIARY :

COMPANIA NAȚIONALĂ DE CĂI FERATE "CFR" SA

PROIECTANT / DESIGNER: PÖYRY			Data Date	Semnatura Signature
Aprobat Approved	Sef de echipa Team leader	C. Teodorescu	01.2013	
Verificat Checked	Expert Cheie Key Expert	R. Tudorascu	01.2013	

Subcontractant / Subcontractor: IOTOP				
Aprobat Approved	Adjunct Sef de echipa Deputy Team leader	A.M. Baicu	01.2013	
Proiectat Designed	Inginer Engineer	T. Nicolaescu	01.2013	

"Reabilitarea liniei c.f. Frontier à - Curtici - Simeria, parte componentă a Coridorului IV Pan - European pentru circula ția trenurilor cu viteze à maximă de 160 km/h" Tronsonul 3: Gurasada - Simeria	Project 9i 35311.1
"Rehabilitation of the Railway Line Border - Curtici - Simeria, component Part of the IV Pan - European Corridor for the Trains Circulation with maximum speed of 160 km/h" Section 3: Gurasada - Simeria	Faza / Phase: PTH+CS / TD+TS

Denumire desen / Drawing name:
DISPOZITIE GENERALA / GENERAL LAYOUT
POD / BRIDGE KM.PR.(DSG.) 507+864.08 KM.EX. 508+928

Scara / Scale	Revizia / Revision	Cod desen / Drawing Code	Nr. / No
1:100;1:200	1 / 04.2013	PT.03.02.21.PO.03.03	03